



Reinforcement plate



Reinforcement plate

- Recommended for 90° corners in a suspended circuit
- Provides better support to corners and feedtroughs
- Minimizes wear of corners and feedtroughs

Chicken flipper



Chicken flipper

- Can be used for Normal as well in Medium feedtroughs
- Prevents birds from getting stuck in the corners and drive units

Technical specifications chain feeding machines

Type	Dimensions (LxWxH, excl. drive units) (in mm)	Content (in liters)	Capacity ^a (in kW)	Chain speed (m/min.)	Length (max.)	Corners 90°	Quantity circuits with direct drives (see tables direct drives)
CH1-180	714x586x700	180	*	*	*	*	1 circuit
CH2-220	714x672x700	220	*	*	*	*	2 circuits
CH-35L	563x563x420	35	0,75	12 m/ min	1x 175 m	(1)+3	Not applicable
CH-35R			1,10	18 m/ min	1x 150 m		
			1,50	18 m/ min	1x 175 m		
CH3-350 HD	945x758x700	350	0,75	12 m/ min	2x 125 m	2x4 + 1x4	1 circuit
			1,10	12 m/ min	2x 150 m		
			1,10	18 m/ min	2x 100 m		
			1,50	18 m/ min	2x 150 m		
			2,20	36 m/ min	2x 100 m		
			2,0 / 2,40	18/ 36 m/ min	2x 125 m		
CH3-350 DD	945x758x700	350	*	*	*	*	3 circuits
CH4-400 HD	945x844x700	400	2x 0,75	12 m/ min	4x 125 m	4x4	Not applicable
			2x 1,10	12 m/ min	4x 150 m		
			2x 1,10	18 m/ min	4x 100 m		
			2x 1,50	18 m/ min	4x 125 m		
			2x 2,20	36 m/ min	4x 100 m		
			2x 2,0 / 2,40	18/ 36 m/ min	4x 125 m		
CH4-400 DD	945x844x700	400	*	*	*	*	4 circuits

^a The motor power as indicated is based on 3-phase motors under normal circumstances.
* Values according technical specifications direct drives.

Technical specifications direct drives

Shaft diameter (mm)	Capacity ^a (in kW)	Chain speed (m/min.)	Circuit length (max.) (m)	Quantity of corners	Quantity of direct drives	Quantity of hoppers (max.)
35	0,75	12 m/ min	300	4	1	1
			250	4	1	2
35	1,10	18 m/ min	250	4	1	1
			200	4	1	2
35	2,20	36 m/ min	250	4	1	1
			200	4	1	2

Shaft diameter (mm)	Capacity ^a (in kW)	Chain speed (m/min.)	Circuit length (max.) (m)	Quantity of corners	Quantity of direct drives	Quantity of hoppers (max.)
25	0,55	12 m/ min	300	4	2	2
			175	4	1	1
25	0,75	18 m/ min	300	4	2	2
			150	4	1	1
25	1,50	36 m/ min	300	4	2	2
			150	4	1	1



Chainovation®
EXCELLENCE IN FEEDING

- Chainovation chain feeding system suits each type of poultry house
- Efficient, durable and maintenance friendly
- Minimizes feed spillage
- Available as suspended or supported system
- Quick and easy installation
- 7 Stage feed level adjusters

V2012401

Dealer

VDL Agrotech

P.O. Box 8822, 5605 LV Eindhoven, T: +31 (0)40 29 25 500
www.vdlagrotech.nl, info@vdlagrotech.nl, F:+31 (0)40 29 25 501

VDL Agrotech

7-stage feed level adjuster

Machine CH3-350 HD



Chain feeding machines

- HD-machines for 3- or 4 circuits with integrated drive unit(s)
- DD-model with 3- or 4 direct drives for extra long circuits
- Shearbolt protection per circuit
- Hopper content 350 - 400 liter
- Extension units optionally available
- 7 Stage feed level adjusters
- Feed return wheel unit per circuit


Hoppers CH1-180 & CH2-220



Hoppers


- Hoppers for 1 or 2 circuits
- Driven by 1- of 2 direct drives
- Hopper content 180 - 220 liter
- Extension units optionally available
- 7 Stage feed level adjusters
- Feed return wheel unit per circuit

Feedtrough with grill



Feedtrough with male excluder grill

- Normal and Medium feedtroughs
- Both types of feedtrough are made of 1.25 mm thick galvanised sendzimir sheet metal
- The grill is made of 4 mm galvanised wire
- Anti perch grill available for suspended systems




3-circuit machine drive unit



4-circuit machine

Direct drive

- Direct drive can be placed at nearly any location of the feeding circuit
- Including shearbolt protection
- Available in different capacities and speed(s) from 12 up to 36 mtr/min
- Suitable for use in suspended and supported systems
- Optional use of 2 drive units per circuit (shaft Ø25mm)
- Motor protection cover available as option



Direct drive

Corner feed hopper


- Perfect solution for chain feeding in small poultry houses or for automatic chain feeding on layer cage systems
- Compact design
- Available in left and right version
- Including shearbolt protection
- 7 Stage feed level adjuster
- Feed return wheel unit



Corner feed hopper

Corners

- Available in 90° en 135°
- Finished with epoxy powder coating and a wear resistant steel bottomplate to avoid corrosion and wear
- Cast iron corner wheel with a self lubricating bronze bearing which eliminates the need of lubrication
- Corner protection cover fixed with bolt to corner shaft
- Rising and descending corners available to overcome level differences



Corners



Direct drive with motor protection cover